

**FANATEC**



**WORLD CHALLENGE**  
**EUROPE**

POWERED BY **aws**

**TEAM MANAGER & DRIVER**  
**BRIEFING**  
ZANDVOORT 2023

# RACE DIRECTOR RADIO

Race Control frequency : RACE CONTROL 10 – 468.375

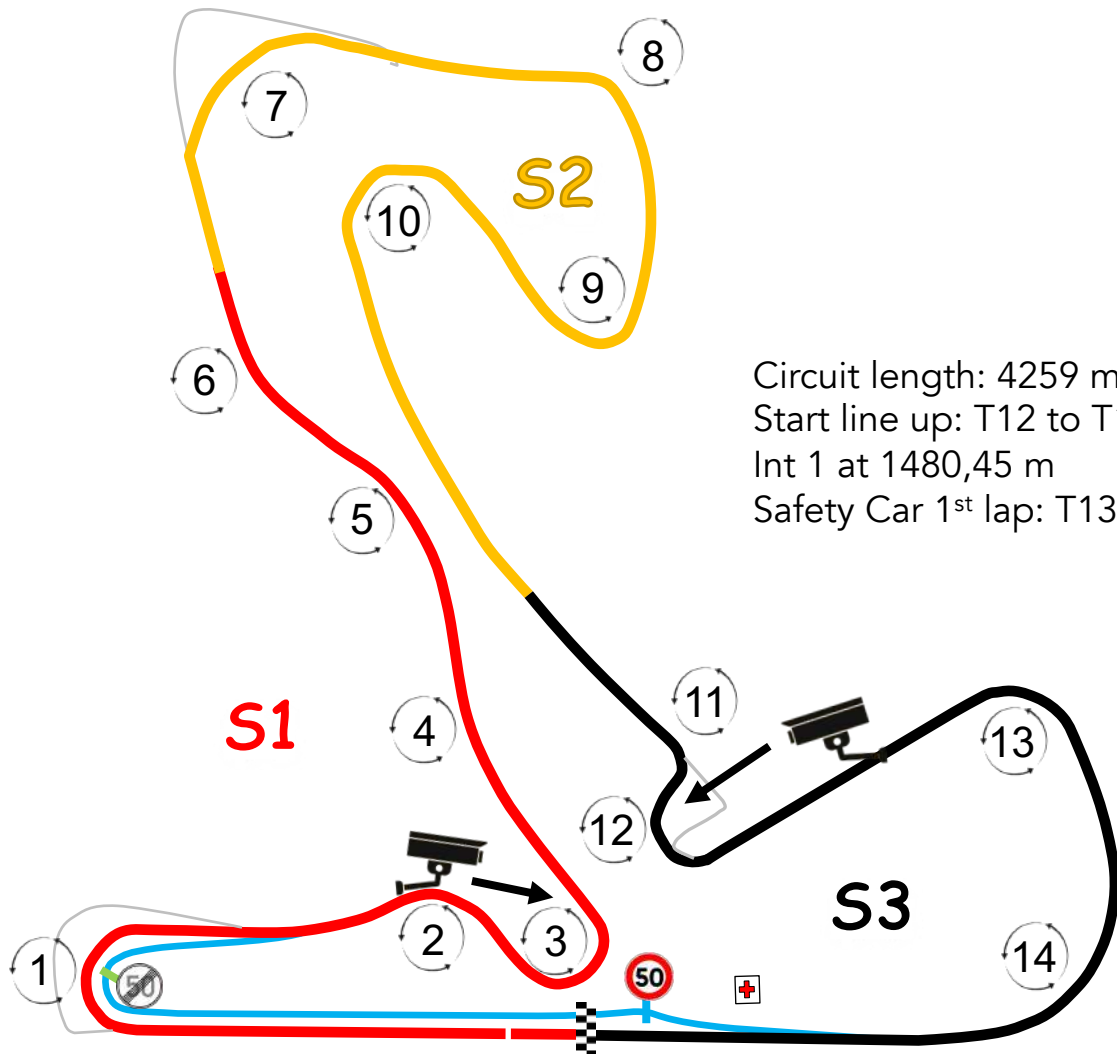
TEST 10 to 15 minutes before each session

Answer “car # + ok” on the team messaging to the 1<sup>st</sup> test of the day

For a test or an issue contact the Pit Lane manager – Ghislain



# ZANDVOORT (NETHERLAND)




Circuit length: 4259 m  
Start line up: T12 to T14  
Int 1 at 1480,45 m  
Safety Car 1<sup>st</sup> lap: T13

Start line offset: 56 m  
Pit IN to Pit OUT: 385 m  
Int 2 at 2929,95 m  
Race- Pit EXIT

Pole Position: RIGHT

Lights Off- T11

# START LINE






# FINISH LINE





# SIGNALLING AREA





# PIT ENTRY



DO NOT CROSS THE WHITE LINE  
TO ENTER THE PIT LANE



# PIT ENTRY





# SPEED LIMIT STARTS






# PIT LANE





# PIT EXIT STOP






# PIT EXIT






# SPEED LIMIT ENDS





# PIT EXIT LINE






# PIT EXIT LINE





# PIT EXIT LINE FOR CAR ON TRACK





# ESCAPE ROAD TURN 1





# ESCAPE ROAD TURN 11 – TURN 12





# ESCAPE ROAD TURN 11 – TURN 12





An aerial photograph of a race track. The track is dark asphalt and curves from the bottom left towards the top right. Several race cars are visible on the track. A prominent feature is a large, light-colored, irregularly shaped area on the inner side of the curve, which is a tire pack. A white text box with a black border is overlaid on the image, containing the text "Tire pack on the APEX of Turn 13". An orange dot is placed on the track just before the apex of the curve, indicating the location of the tire pack. The surrounding area includes a grassy embankment and a sandy area with some vegetation.

Tire pack on the APEX of Turn 13

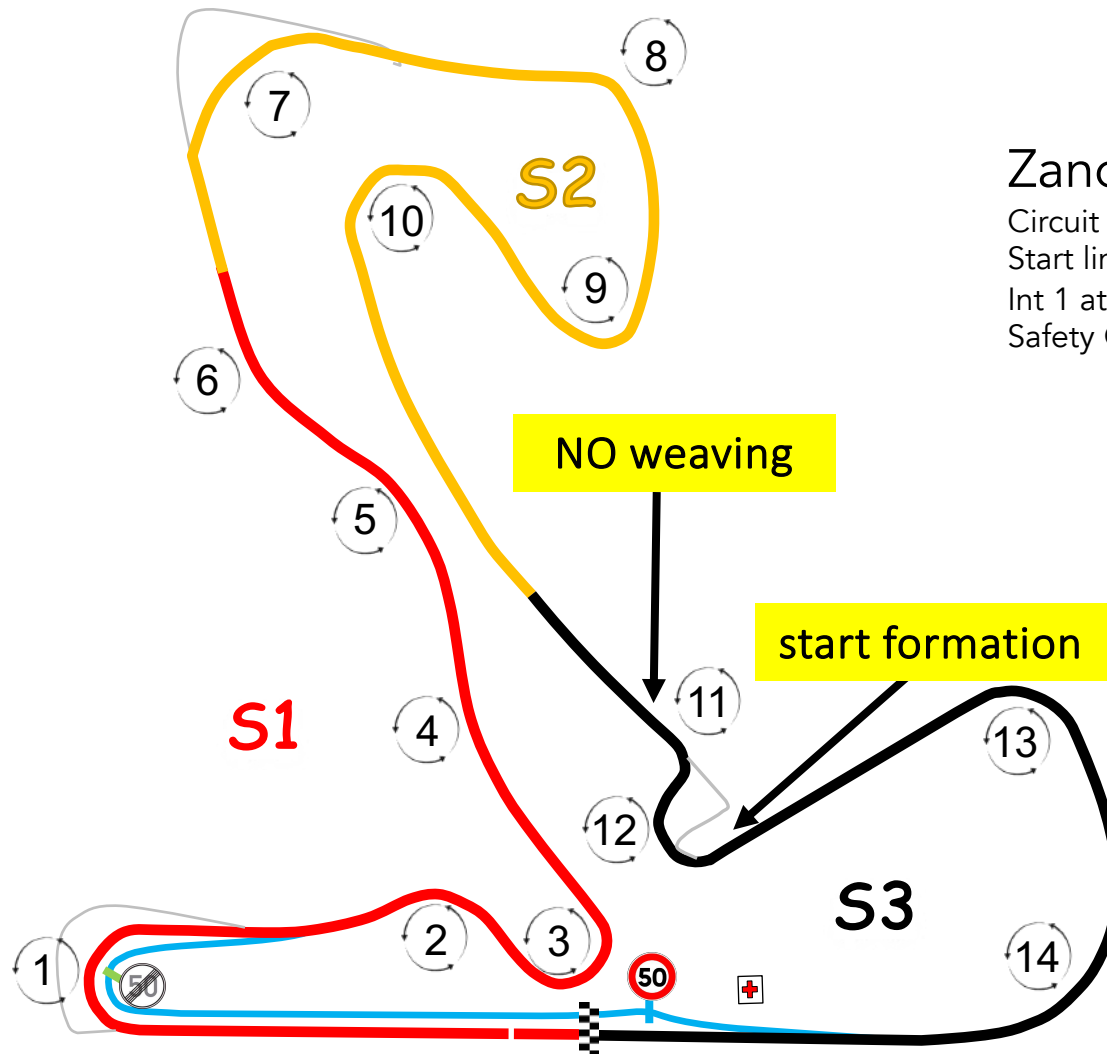


## Zandvoort (NETHERLAND)

Circuit length: 4259 m      Start line offset: 56 m  
 Start line up: T12 to T14      Pit IN to Pit OUT: 385 m  
 Int 1 at 1480,45 m      Int 2 at 2929,95 m  
 Safety Car 1<sup>st</sup> lap: T13      Race- Pit EXIT


Pole Position: RIGHT

Lights Off- T11






# ROLLING START



No start before




START





START








Red lights remains ON

Yellow flag @ all MP

Pole man - tempo



FCY



(Yellow Blinking)

*Countdown on the IN CAR MARSHALLING SYSTEM, that has priority on the flags*



- *At 10 sec boards & lights – No overtaking*
- *At 0 sec yellow flags & all cars at 80 Km/Hr – NO weaving (zig zag)*
- *In case of short FCY - RESTART on short notice – GREEN*

OR

SC







# SAFETY CAR

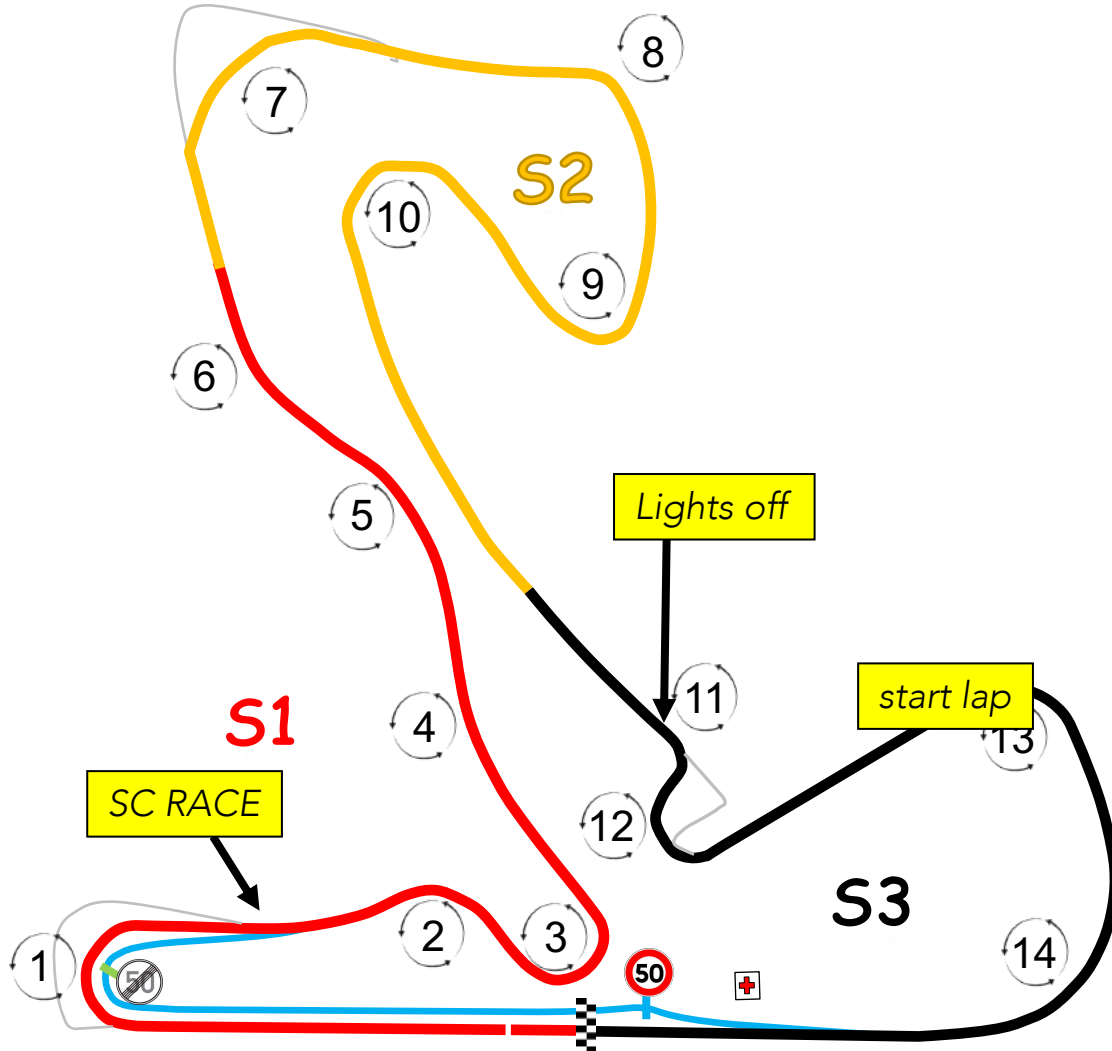
- *SC on track during the FCY (NO lights) gets the leader. It will overtake cars if necessary.*
- *No weaving, to avoid contact while the SC is overtaking*

*“SC procedure”*

- *SC lights ON, all marshal posts will swap the FCY boards to SC*
- *All cars, in single file, must increase their speed to catch up the group*
- *End of procedure: “SC in this lap” - “SC lights off” (all signalling removed)*

*“Green” – NO overtaking prior to pass the line*

# SAFETY CAR



Safety Car 1<sup>st</sup> lap: T13  
Race- Pit EXIT  
Lights Off- T11



# PIT EXIT LIGHTS DURING SC

Pit exit light remain **GREEN**

When the SC will pass the START LINE, the pit exit light will turn **RED**

When last car in the group behind SC passes pit exit, the light will turn **GREEN** again



# RED FLAG PROCEDURE

Slow down to 80 Km/Hr - NO overtaking – drive to pit lane

Free practices: Clock will NOT stop

Qualifying: **Clock will stop** - lap time cancelled

- Race:
- Clock will stop - line up red line ( start line) or follow the SC
  - Order as when the red flag was declared
  - - Parc-Fermé conditions - on the grid teams and officials ONLY
  - Restart behind SC

If you enter the pits after the red flag: restart one lap later





# RED FLAG PROCEDURE

During the pit window:

- Cars back to the pit - Parc-Fermé conditions
- pit stop permitted, when done or if already done before RF: parc-fermé
- Marshals will call the cars to line up in the order at the line of the last full lap before the opening of the pit window




# BLUE FLAG

- At ALL TIMES: displayed to a driver leaving the pits if traffic is approaching on the track.
- During PRACTICE: a faster car is close behind you and is about to overtake you.
- During the RACE: shown to a car about to be lapped, the driver concerned must allow the following car to pass at the earliest opportunity.



# EXIT TURN 3



# TRACK LIMITS PENALTIES

1. FP: drivers will be warned and stopped, if necessary, lap times can be cancelled.
2. Qualifying: On the third time the best lap time of the driver will be cancelled.
3. Race: 1<sup>st</sup> time warning on the timing monitors,  
2<sup>nd</sup> time warning flag.  
3<sup>rd</sup> time final warning on the radio, at the  
4<sup>th</sup> time the stewards can impose a 5 sec time penalty.



**FANATEC**



**WORLD CHALLENGE**

**EUROPE**

POWERED BY **aws**

*HAVE A GOOD WEEKEND AND  
A GREAT RACE!*